

Art.Nr. 10012569

BATTERY-BACKUP-DISTRIBUTION | 3PH_SMA.SI_BBDAP_35KW_3PH_PREP_DACH

enwitec electronic GmbH
 Scherrwies 2 | 84329 Wurmanssquick
 Mail info@enwitec.eu
www.enwitec.eu

Type designation	Battery-Backup-Distribution 3PH prepared for retrofitting SMA-Energy Meter/Home Manager 2.0
Application	Battery-Backup Function - SMA „Flexible Storage System“
Region	Germany, Switzerland
Battery-inverter	Sunny Island 4.4M-12 / -13 from firmware-version 1.00.xx.R Sunny Island 6.0H-12 / -13 from firmware-version 1.00.xx.R Sunny Island 8.0H-12 / -13 from firmware-version 1.00.xx.R TT or TN-S system Sunny Island feed in: 3 phase (=1 Cluster)

All values in [mm]

Dimensions

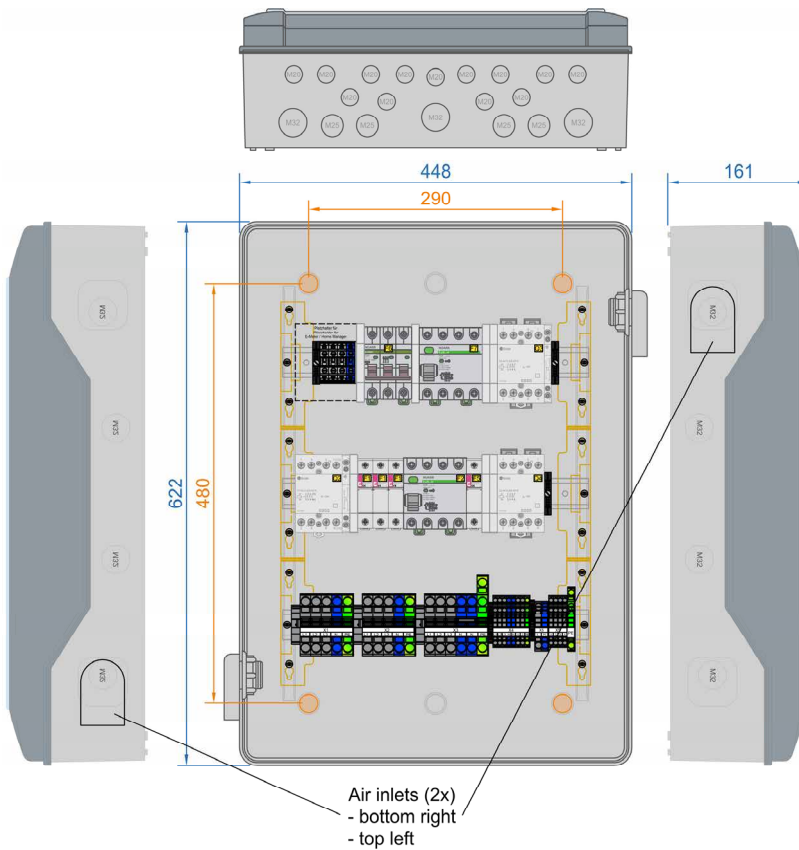
Fastening points

„blue“
 „orange“

Inner construction as well as choice of components may differ within the variants!

Minimum distances

top	200
bottom	400
lateral	200
front	1200



SCOPE OF DELIVERY

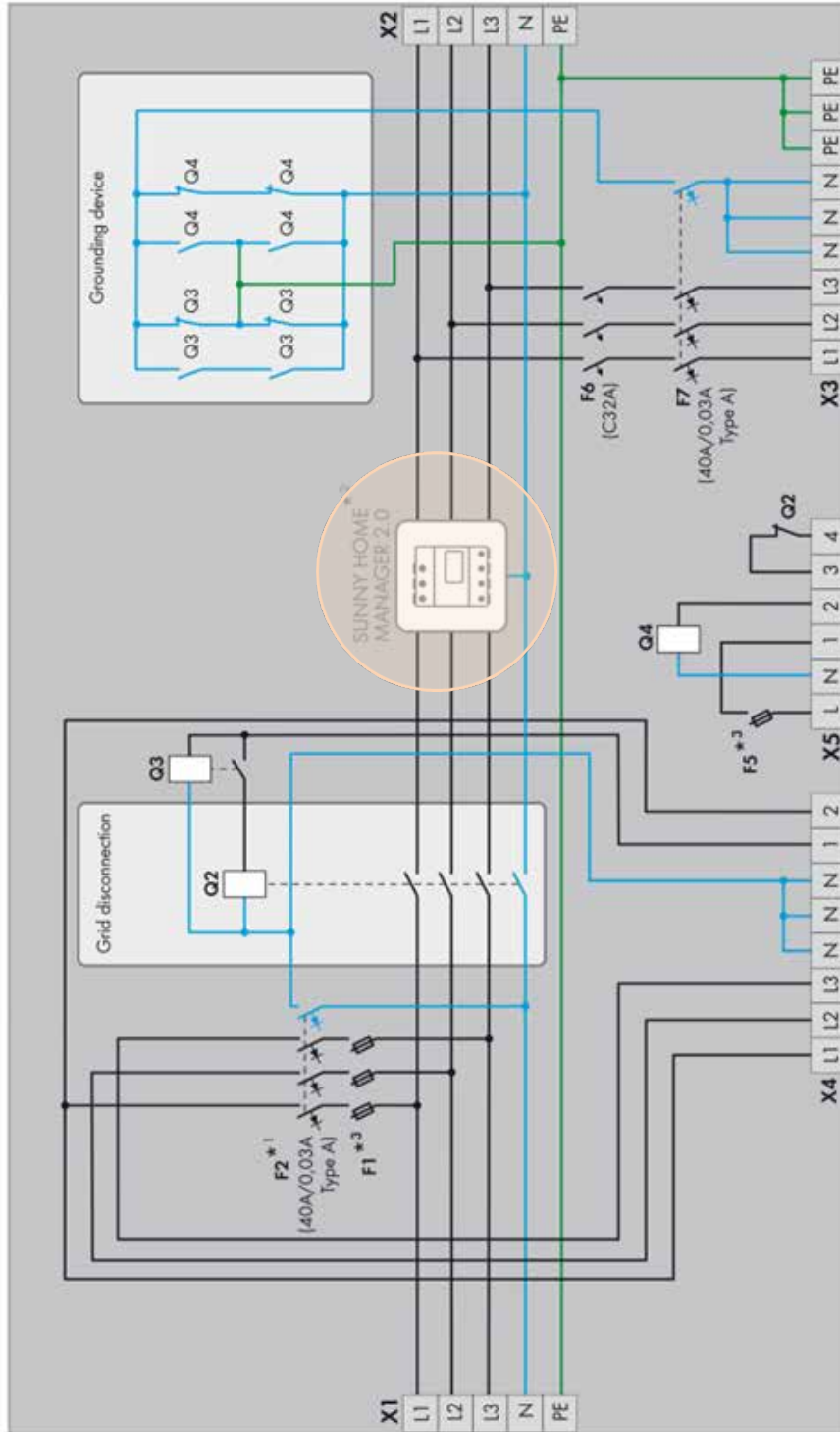
Quantity	Designation	Quantity	Designation
1	Installation instructions standard SMA-Sunny Island	4	Locknut M25
1	Set cover caps for fastening screws	7	Locknut M20
2	Cable gland M40	2	Enlargement adaptor M32/M40
5	Cable gland M32	2	Enlargement adaptor M25/M32
2	Cable gland M25	1	Special sealing insert M25
7	Cable gland M20	1	Ferrule-fuse 10x38mm
3	Locknut M32		

Status: May 2024

10012569_datasheet_3PH_SMA.SI_BBDAP_35KW_3PH_PREP_DACH_2024_05_07

The text and illustrations correspond to the technical status at the time of printing, subject to change without notice. Despite careful editing, all information is without guarantee. Liability is excluded. ©enwitec electronic GmbH

ORIGINAL CIRCUIT DIAGRAM SMA



*1 Only when connecting to a TT grid, the line conductor and the neutral conductor must be fused.
 *2 Not required for systems without increased self-consumption.
 *3 Requirements for thermal fuse used: 1 A, nominal cold resistance of at least 0.2 Ω and melting integral max. 1A2s.
 The indicated values in brackets are recommended by SMA Solar Technology AG. The electrical devices must be designed in accordance with the locally applicable standards and directives.

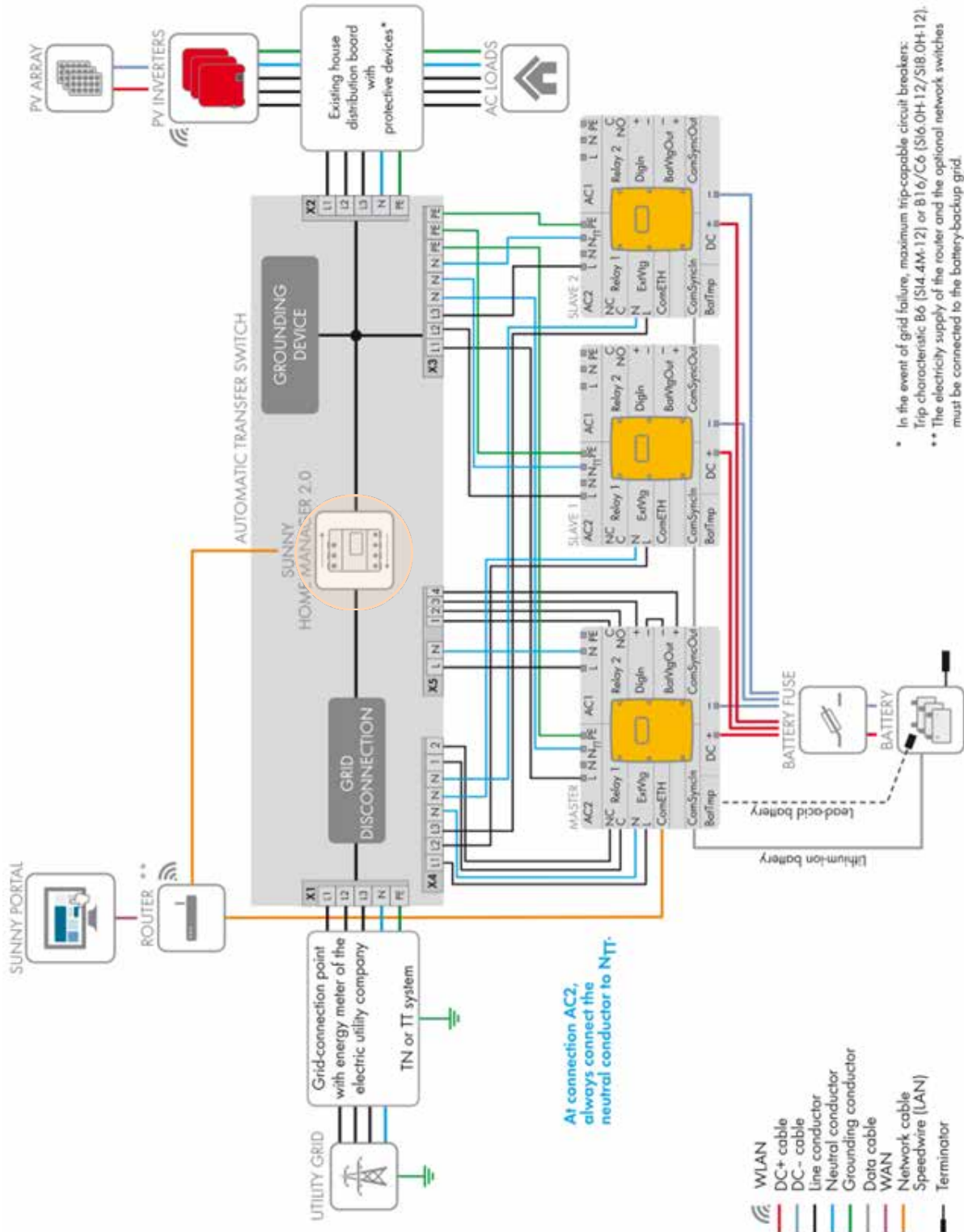
10012569: prepared for retrofitting SMA Energy Meter/Home Manager 2.0

Art.Nr. 10012569

BATTERY-BACKUP-DISTRIBUTION | 3PH_SMA.SI_BBDAP_35KW_3PH_PREP_DACH

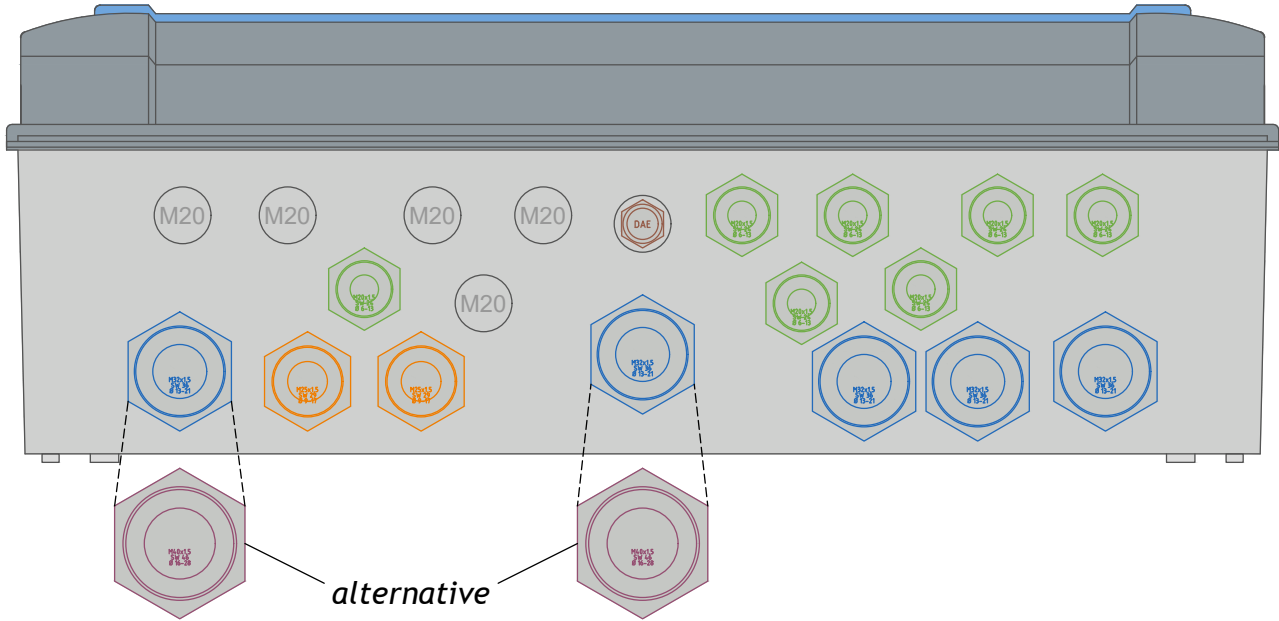
enwitec electronic GmbH
 Scherrwies 2 | 84329 Wurmansquick
 Mail info@enwitec.eu
www.enwitec.eu

ORIGINAL CIRCUITRY OVERVIEW SMA



10012569: prepared for retrofitting SMA Energy Meter/Home Manager 2.0

CABLE ENTRY



Terminal block	Size (metrical)	Clamping range [mm]	Wire type	Cross section [mm ²]	Stripping length [mm]	Ferrule
X1, X2	M32/M40	13 - 21/16 - 28	solid	16	18 - 20	-
			stranded	25		-
			stranded	16		✓
X1 - PE	M20	6 - 13	solid	2,5	8 - 9	-
			stranded	2,5		-
			stranded	2,5		✓
X3	M32	13 - 21	solid	16	18 - 20	-
			stranded	25		-
			stranded	16		✓
X4	M20	6 - 13	solid	2,5	8 - 9	-
			stranded	2,5		-
			stranded	2,5		✓
X5 (L1/N/PE)	M25	9 - 17	solid	10	13 - 15	-
			stranded	10		-
			stranded	6		✓
X5 (1/2/3/4)	M20	6 - 13	solid	2,5	8 - 9	-
			stranded	2,5		-
			stranded	2,5		✓

Art.Nr. 10012569

BATTERY-BACKUP-DISTRIBUTION | 3PH_SMA.SI_BBDAP_35KW_3PH_PREP_DACH

enwitec electronic GmbH
 Scherrwies 2 | 84329 Wurmannsquick
 Mail info@enwitec.eu
www.enwitec.eu

GENERAL DATA

NOMINAL VALUES (Grid connection)

• applicable / - not applicable

Rated insulation voltage AC	[V]	3PH - 230/400
Rated operating voltage	[V]	400
Operating frequency	[Hz]	50/60+/-5%
Max. prospective short circuit current	[kA]	10
Permitted grid structure		TT/TN-S
Max. value of pre-fuses	[A]	63
Max. thermal power	[kW]	35
Standby-loss, ca.	[W]	15

CIRCUIT BREAKERS AND FUSES

F1	Ferrule-fuse 10x38mm	[A]	1 - fast
F2	RCD (residual current protective device)	[A]	Typ A / 40 - 0,03
F5	Ferrule-fuse 10x38mm	[A]	1 - fast
F6	MCB (circuit breaker)	[A]	C32
F7	RCD (residual current protective device)	[A]	Typ A / 40 - 0,03

CONTACTORS (IEC/EN 61095; IEC/EN60947-1; IEC 60947-5-1)

Q2	Grid disconnection	AC1 [A]	63
Q3	Grounding device I	AC1 [A]	40
Q4	Grounding device II	AC1 [A]	40
Control voltage		[V]	230
Hum-free		•/-	•

Art.Nr. 10012569

BATTERY-BACKUP-DISTRIBUTION | 3PH_SMA.SI_BBDAP_35KW_3PH_PREP_DACH

enwitec electronic GmbH
 Scherrwies 2 | 84329 Wurmanssquick
 Mail info@enwitec.eu
www.enwitec.eu

TECNICAL DATA

GENERAL DATA		• applicable / - not applicable
Dimensions WxHxD (without pedestal)	[mm]	448 x 622 x 161
Weight, ca.	[kg]	13,5
Operating temperature range	[°C]	-25...+40
Temperature - transport/storage (24 h. 70°C)	[°C]	-25...+55
Humidity - condensing allowed	•/-	-
Humidity - permitted range	[%]	5...70
Max. altitude above sea level N.N.	[m]	2000
Protection class IP (EN 60529)		44
outdoor-application permitted	•/-	-
Installation type		indoor area (ventilation valves!)
Protection against electric shock (EN 61140)		II
Case material		polycarbonate
RoHS-conformity (2011/65/EU)	•/-	•
Case colour		similar RAL 7046
Cover		transparent
Mounting method		wall mounting
Locking system		without tool
MISCELLANEOUS		
Customs tariff number		85371098

Art.Nr. 10012569

BATTERY-BACKUP-DISTRIBUTION | 3PH_SMA.SI_BBDAP_35KW_3PH_PREP_DACH

enwitec electronic GmbH
Scherrwies 2 | 84329 Wurmanssquick
Mail info@enwitec.eu
www.enwitec.eu

EC DECLARATION OF CONFORMITY

The product, desogmatopm: **3PH_SMA.SI_BBDAP_35KW_3PH_PREP_DACH**

article number: **10012569**

manufacturer: **enwitec electronic GmbH
Scherrwies 2
84329 Rogglfing**

description: **Battery-Backup-Distribution SMA Flexible Storage System**

to which this declaration relates, is in conformity to the following standards or normative documents:

EN 61439-1	Low-voltage switchgear and controlgear assemblies
EN 61439-2	Power switchgear and controlgear assemblies
EN 61439-3	Installation distributor for non-professional operation

and is in accordance with the provisions of the following EC-directives:

Low-voltage directive 2014/35/EU
Restriction of Hazardous Substances Directive 2011/65/EU (RoHS)

Year of affixing CE-marking: **2014**
Date of issue: **24.08.2017**

enwitec electronic GmbH



Name / Signature

Johann Wimmer
CEO